

BASE PLATE MOUNT ROUND BOLLARD STAINLESS STEEL

M Series (Medium duty)

ApNova base plate mount round bollards stainless steel medium duty series are commonly use in hospitals, parks, parking lots, schools/universities, stadiums & more.

This bollards are easy to install because the core does not take much time for drilling or excavation.

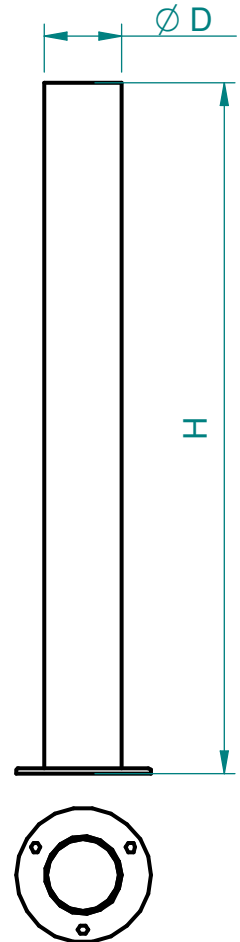
This bollards are available in three types of top(cap), also available in varities of size and height.

Specifications

- > Stainless Steel AISI 304 / 1.4301
- > Finish # 4 polished finish
- > Surface mounted (upto 4" model 3 holes for anchor fastener & above 4" model 4 holes for anchor fastener)

Optional:

- Anchor fastner
- Base cover
- Customize height
- Reflective tape
- Recessed groove one / two
- Choice of finish
- AISI 316 Material

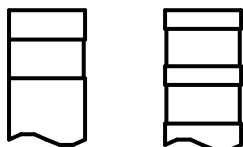


Models / sizes

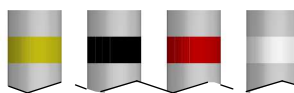
	2.875" / Sch 10 73.03 / 3.05 mm			3.5" / Sch 10 89 / 3.05 mm			4" / Sch 10 101.6 / 3.05 mm		
	30" 762 mm	36" 915 mm	40" 1016 mm	30" 762 mm	36" 915 mm	40" 1016 mm	30" 762 mm	36" 915 mm	40" 1016 mm
Flat Top	3002-10	3002-11	3002-12	3002-13	3002-14	3002-15	3002-16	3002-17	3002-18
Angled Top	3002-30	3002-31	3002-32	3002-33	3002-34	3002-35	3002-36	3002-37	3002-38
Semi-dome Top	3002-50	3002-51	3002-52	3002-53	3002-54	3002-55	3002-56	3002-57	3002-58

	4.5" / Sch 10 114.3 / 3.05 mm			5.563" / Sch 10 141.3 / 3.4 mm			6.625" / Sch 10 168.3 / 3.4 mm		
	30" 762 mm	36" 915 mm	40" 1016 mm	30" 762 mm	36" 915 mm	40" 1016 mm	30" 762 mm	36" 915 mm	40" 1016 mm
Flat Top	3002-19	3002-20	3002-21	3002-22	3002-23	3002-24	3002-25	3002-26	3002-27
Angled Top	3002-39	3002-40	3002-41	3002-42	3002-43	3002-44	3002-45	3002-46	3002-47
Semi-dome Top	3002-59	3002-60	3002-61	3002-62	3002-63	3002-64	3002-65	3002-66	3002-67

Optional



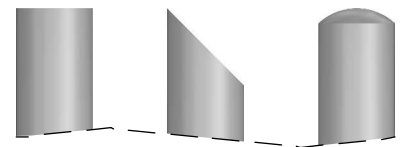
Recessed groove one / two



Reflective tape

Yellow, Black, Red, White, Red & yellow

Cap Styles



Flat

Angled

Semi-dome