

## FIXED ROUND BOLLARD STAINLESS STEEL

### H Series (Heavy duty)

ApNova Fixed round bollard stainless steel Heavy duty series are commonly use in Govt. facilities, Industrial units, City streets, Airports, Highway facilities, Hotels & more.

Our fixed bollards for most installations provide solid, uncompromising protection against vehicle incursion. Embedded bollards with an engineered footing offer the most dependable protection.

This bollards are available in three types of top(cap), also available in varieties of size and height.

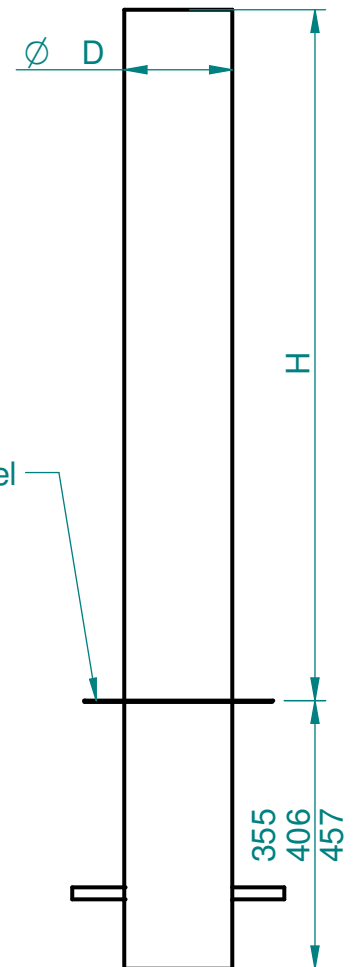
#### Specifications

- > Stainless Steel AISI 304 / 1.4301
- > Finish # 4 polished finish
- > Bollards above ground height as mention in table and below ground upto 5" model 355 mm (14"), 5-7" model 406 (16") & above 7" model 457 mm (18")
- > Minimum foundation sizes depend on local soil conditions, weather conditions, and engineering requirements

#### Optional:

- Base plate for aesthetic look
- Customize height
- Reflective tape
- Recessed groove one / two
- Choice of finish
- AISI 316 Material

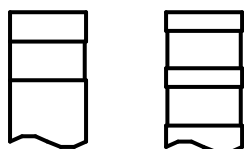
#### Models / sizes



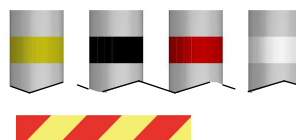
Diameter & Wall Thickness	4"/ Sch 40		4.5"/ Sch 40		4.5"/ Sch 80		5.563"/ Sch 40		5.563"/ Sch 80	
	101.6 / 5.74 mm		114.3 / 6.02 mm		114.3 / 8.56 mm		141.3 / 6.55 mm		141.3 / 9.53 mm	
Height (H)	36"	40"	36"	40"	36"	40"	36"	40"	36"	40"
	915 mm	1016 mm	915 mm	1016 mm	915 mm	1016 mm	915 mm	1016 mm	915 mm	1016 mm
Flat Top	3103-00	3103-01	3103-02	3103-03	3103-04	3103-05	3103-06	3103-07	3103-08	3103-09
Angled Top	3103-30	3103-31	3103-32	3103-33	3103-34	3103-35	3103-36	3103-37	3103-38	3103-39
Semi-dome Top	3103-60	3103-61	3103-62	3103-63	3103-64	3103-65	3103-66	3103-67	3103-68	3103-69

Diameter & Wall Thickness	6.625"/ Sch 40		6.625"/ Sch 80		8.625"/ Sch 40		8.625"/ Sch 80		10.750"/ Sch 40	
	168.3 / 7.11 mm		168.3 / 10.97 mm		219.1 / 8.18 mm		219.1 / 12.7 mm		273 / 9.27 mm	
Height (H)	36"	40"	36"	40"	36"	40"	36"	40"	36"	40"
	915 mm	1016 mm	915 mm	1016 mm	915 mm	1016 mm	915 mm	1016 mm	915 mm	1016 mm
Flat Top	3103-10	3103-11	3103-12	3103-13	3103-14	3103-15	3103-16	3103-17	3103-18	3103-19
Angled Top	3103-40	3103-41	3103-42	3103-43	3103-44	3103-45	3103-46	3103-47	3103-48	3103-49
Semi-dome Top	3103-70	3103-71	3103-72	3103-73	3103-74	3103-75	3103-76	3103-77	3103-78	3103-79

#### Optional



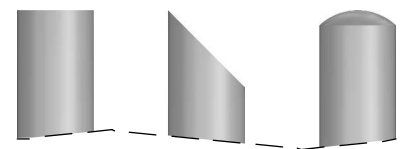
Recessed groove one / two



Reflective tape

Yellow, Black, Red, White, Red & yellow

#### Cap Styles



Flat

Angled

Semi-dome